

# Department of Mineral Resources

## SAFETY PRESENTATION



[www.dmr.gov.za](http://www.dmr.gov.za)



Department of Mineral Resources



@DMR\_SA



**mineral resources**

Department:  
Mineral Resources  
REPUBLIC OF SOUTH AFRICA





- Introduction
- Fatalities & Injuries Per Commodity: 2018 v/s 2019
- Fatalities & Injuries Per Region: 2018 v/s 2019
- Percentage of fatalities by classifications
- Conclusions



**mineral resources**

Department:  
Mineral Resources  
REPUBLIC OF SOUTH AFRICA





## MHSI Purpose

- To safeguard the health and safety of the mine workers and people affected by mining activities.

## MHSI Objective

- To reduce mining-related deaths, injuries and ill health through the application of systems that monitor, audit and enforce compliance in the mining sector.



mineral resources

Department:  
Mineral Resources  
REPUBLIC OF SOUTH AFRICA



(Provisional statistics)




	Fatalities*						Injuries*		
	Actual						Actual		
	01/01/2018 - 08/04/2018	01/01/2019 - 08/04/2019	% change	Total fatal accidents** 2018	Total fatal accidents** 2019	% change	01/01/2018 - 08/04/2018	01/01/2019 - 08/04/2019	% change
<b>Total</b>	21	9	-57	19	8	-58	676	546	-19
<b>Gold</b>	10	2	-80	8	2	-75	261	125	-52
<b>Coal</b>	4	1	-75	4	1	-75	56	66	18
<b>Platinum</b>	4	3	-25	4	2	-50	283	287	1
<b>Other</b>	3	3	0	3	3	0	76	68	-11



**mineral resources**

Department:  
Mineral Resources  
**REPUBLIC OF SOUTH AFRICA**






Region	Fatalities*						Injuries*		
	Actual						Actual		
	01/01/2018 - 08/04/2018	01/01/2019 - 08/04/2019	% change	Total fatal accidents	Total fatal accidents	% change	01/01/2018 - 08/04/2018	01/01/2019 - 08/04/2019	% Change
<b>Total</b>	21	9	-57	19	8	-58	676	546	-19
<b>Western Cape</b>	0	0	0	0	0	0	2	3	50
<b>Northern Cape</b>	0	1	100	0	1	100	26	23	-12
<b>Free State</b>	5	1	-80	4	1	-75	71	36	-49
<b>Eastern Cape</b>	0	0	0	0	0	0	0	0	0
<b>KwaZulu/Natal</b>	0	0	0	0	0	0	0	8	800
<b>Mpumalanga</b>	3	1	-67	3	1	-67	63	64	2
<b>Limpopo</b>	2	2	0	2	1	-50	37	43	16
<b>Gauteng</b>	6	0	-600	5	0	-400	146	68	-53
<b>Klerksdorp</b>	1	1	0	1	1	0	48	28	-42
<b>Rustenburg</b>	4	3	-25	4	3	-25	283	273	-4



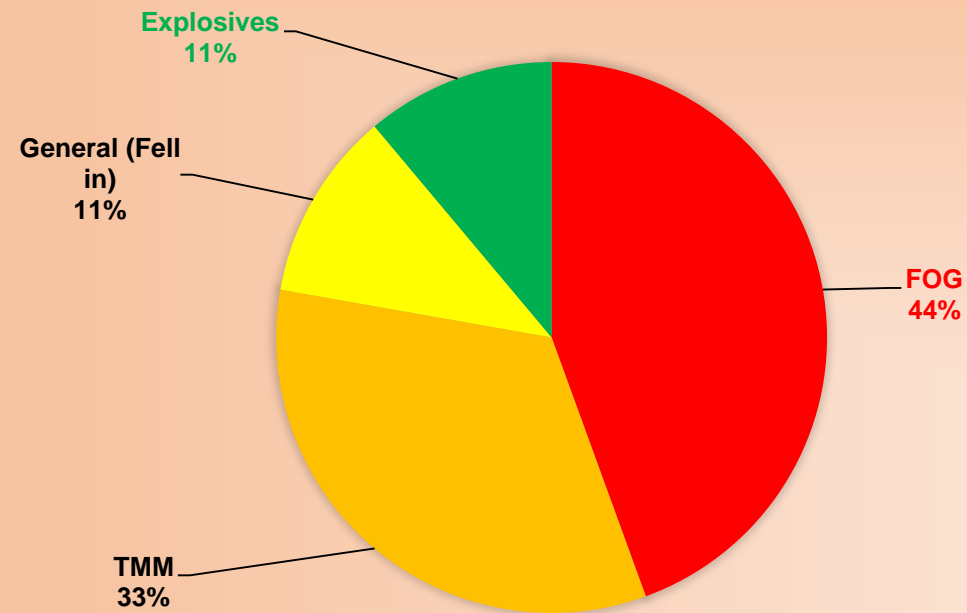
mineral resources

Department:  
Mineral Resources  
REPUBLIC OF SOUTH AFRICA





**All Mines**  
**Percentage Fatalities by classification (Provisional)**  
**(01 Jan. - 08 Apr.) - 2019**



**mineral resources**

Department:  
Mineral Resources  
**REPUBLIC OF SOUTH AFRICA**





## Conclusion

LET US WORK TOGETHER AND ENSURE THAT EVERY  
MINE WORKER RETURNS FROM WORK UNHARMED  
EVERY DAY



**mineral resources**

Department:  
Mineral Resources  
REPUBLIC OF SOUTH AFRICA

